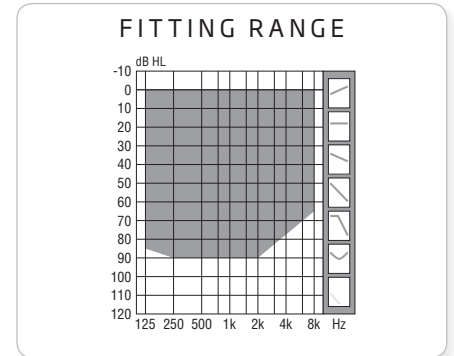


PRODUCT INFORMATION
OTICON SENSEI PRO
OTICON SENSEI

Oticon Sensei is a new family of hearing instruments specially designed for paediatrics. Built on the latest Inium platform, Sensei combines innovative audiological features with a robust design. This ensures the unique needs of all children, from infants to teens, are met. Sensei models include a RITE style BTE with three receiver options, and two BTE styles compatible with Corda miniFit. Sensei is suitable for children with mild to severe hearing losses. A dedicated paediatric software makes fitting Sensei and adhering to best practice guidelines even more intuitive.



Speech Guard E

Speech Guard E combines two methods of amplification: non-linear and linear, in a single compression system - which helps deliver a full and natural sound experience.

Through better preservation of the contrasts in the speech signal, Speech Guard helps deliver sound information needed to improve the speech understanding of children with hearing loss.

SmartFit™ Trainer

An industry first, SmartFit™ Trainer introduces a new dimension when showing parents how to insert ear moulds. The intelligent Sensei LED indicates when the ear mould is NOT in the correct position, helping parents and caregivers know they've properly inserted the ear mould.

EasyRECD™

The Sensei EasyRECD™ system takes the complexity out of using individual ear acoustics when setting up the hearing instrument. EasyRECD is an intuitive and efficient way of individualizing the fitting, ensuring accurate amplification.

VoicePriority i™

VoicePriority i™ is an advanced adaptive FM strategy. VoicePriority i™ prioritises the FM signal by adding extra gain when the classroom gets noisy. When noise levels return to normal, VoicePriority i™ quickly restores the balance of the FM and hearing aid microphone signals.

Family Features

- Speech Guard E
- SmartFit™ Trainer
- EasyRECD™
- VoicePriority i™
- Inium feedback shield
- Multi-band Adaptive Directionality
- TriState Noise Management
- 10 kHz Fitting Bandwidth
- Binaural Synchronization
- Binaural Coordination
- LED status indicator
- IP57 Classification: dust and water resistant
- T-coil
- AutoPhone Program
- Music Program
- ConnectLine enabled
- Power Bass (Streaming)
- Music Widening (Streaming)
- FM and DAI input option
- FM compatibility filter
- FM Super Silencer
- Soft, moderate and loud gain adjustment
- DSL v5.0a m[i/o], NAL-NL2, NAL-NL1
- Flexible miniFit Receiver system
- Corda miniFit fitting system



PRODUCT OVERVIEW

FITTING

Oticon Sensei instruments are programmed using the Genie 2013.2 or later. Genie is compatible with NOAH 3 or higher. They can be programmed using either programming cables #3 or cordlessly using nEARcom (TM#1). The RECD programming module is required to use the EasyRECD™ feature in the fitting.

Cordless fitting - nEARcom

nEARcom provides a cordless link between NOAHlink and one or two wireless enabled hearing instruments. In addition nEARcom provides a pass-through connection to accommodate programming cables and replaces the existing NOAHlink neck loop.

FITTING TARGETS

From Genie 2014.1 we have changed the way we show the target for DSL v5a Adult and DSL v5a Pediatric to be aligned with the target as provided by Western University and to ensure better Real Ear Measurement (REM) transparency.

The target calculation in Genie is no longer taking the acoustics and hardware characteristics of the hearing instrument into account. Therefore minor differences between the target curves and the simulated curves will appear. The new target depiction is closer to the target calculated by the prescription.

There is no change to the actual performance and the actual fitting of the hearing instrument.

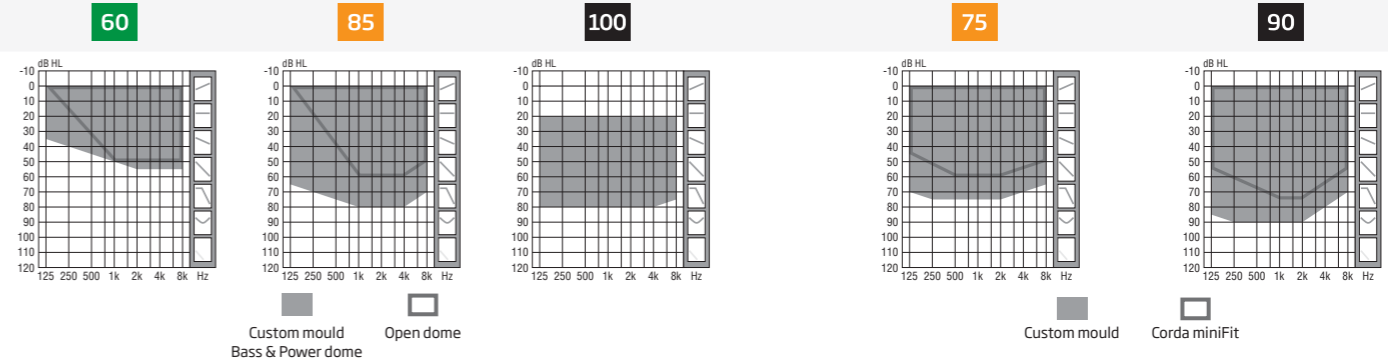
■ Default

* Real usage battery life is shown as an estimated interval based on measurements with variable amplification settings and variable input levels.

RITE STYLES

BTE STYLES

DSL Fitting Ranges



OSPL90 (peak)	Ear simulator	115 dB SPL	127 dB SPL	132 dB SPL	126 dB SPL	135 dB SPL
	2cc coupler	105 dB SPL	118 dB SPL	124 dB SPL	117 dB SPL	126 dB SPL
Full-on gain (peak)	Ear simulator	46 dB	65 dB	66 dB	61 dB	68 dB
	2cc coupler	35 dB	55 dB	57 dB	51 dB	60 dB



	RITE 312	BTE312 312	BTE13 13
Battery size	312	312	13
Fitting levels	60 85 100	75	90
Battery life (h)*	60-100	90-100	130-180
Wireless	■	■	■
Directional	■	■	■
Program control	■	■	■
Volume control	■	■	■
Telecoil	■	■	■
Autophone	■	■	■
Connectline compatible	■	■	■
FM compatible	■	■	■
Programming interface, cable #3	Programming module	Programming module	Programming module

RITE STYLES

Receiver unit	Must use miniFit receivers. Select between three receiver types with different output performance, labeled according to fitting capabilities; 60, 85 and 100 (based on VAC rationale). See fitting range graphs for DSL fitting levels. 60 and 85 available in lengths from size 0-5. 100 available in lengths from size 1-5.	Ear Pieces	Must use miniFit ear pieces. Open domes in size 6, 8 and 10 mm. Bass domes, single vent in size 6, 8, 10 and 12 mm. Bass domes, double vent in size 6, 8, 10 and 12 mm. Power domes is size 6, 8, 10 and 12 mm. Custom ear pieces are available as LiteTip and Micro mould (requires taking an impression).
Receiver wire	Separate wires connect Power Flex moulds (100) to RITE instruments, available in lengths from size 1-5.	Wax protection	'ProWax miniFit' in all miniFit receivers. 'ProWax' in Power Flex mould, LiteTip and Micro mould.
Receiver connector to instrument	Type C1 (marked on packaging).		

BTE STYLES

Sound hook	Interchangeable standard and child hook	Ear pieces	Must use miniFit ear pieces. Open domes in size 6, 8 and 10 mm. Bass domes, single vent in size 6, 8, 10 and 12 mm. Bass domes, double vent in size 6, 8, 10 and 12 mm. Power domes is size 6, 8, 10 and 12 mm. Custom ear pieces are available as LiteTip and Micro Mould (requires taking an impression).
Damper	Damping plug available for BTE13 90 and BTE312 75.		
Thin tubes	Corda miniFit (0,9 mm tubes) for BTE312 75. Corda miniFit Power (1,3 mm tubes) for BTE13 90. Thin tubes are available in lengths size -1, 0, 1, 2, 3, 4. Style specific adapters must be used when connecting thin tubes.		


PRODUCT OVERVIEW

COLOUR SELECTION

RITE & BTE STYLES



POWER FLEX MOULDS



MODEL FEATURES	Oticon Sensei Pro	Oticon Sensei
Fitting formulas	DSL, NAL	DSL, NAL
Speech Guard E	Yes	No
SmartFit™ Trainer	Yes	No
EasyRECD™	Yes	No
VoicePriority i™	Yes	Yes
Inium feedback shield	Yes	Yes
Binaural Synchronization (automatics)	Yes	No
Binaural Coordination (PB operations)	Yes	Yes
Fitting bandwidth*	10kHz	10kHz
Noise Management	TriState	TriState
Adaptive Directionality	Multi band	Single band
Power Bass	Yes	No
Music Widening	Yes	No
Fitting bands	10	8
Frequency Channels	16	16
ConnectLine compatible	Yes	Yes
FM compatibility filter	Yes	Yes

*) Bandwidth accessible for gain adjustments during fitting

GENERAL INFO RITE/BTE STYLES

Tamper resistant battery drawer	Available in 11 colours for all BTE and RITE styles.
Switch Free push button cover	Exchange push button for tamper resistant Switch Free cover. Available in black.
DAI adaptor	AP900 (available for BTE13, BTE312 and RITE styles).
Dedicated FM receiver	Amigo R12 (available for BTE13, BTE312 and RITE styles).
FM adaptor	FM9 (available for BTE13, BTE312 and RITE). Compatible with Amigo R1, R2 and other universal receivers. Only Amigo receivers operate correctly on 312 and RITE styles due to low battery consumption design. (High battery consumption receivers from other manufactures are not recommended for 312 and RITE instruments)

RITE 60
OTICON SENSEI PRO
OTICON SENSEI



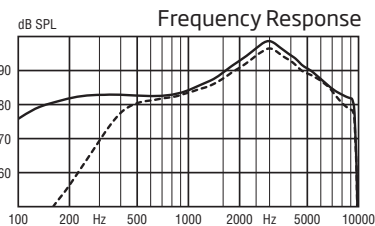
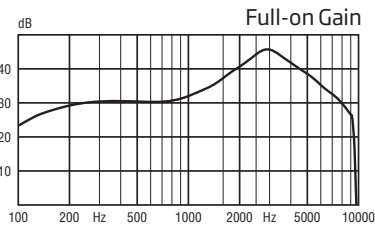
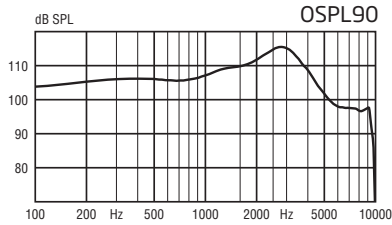
Scale 1:1

Technical information
Omnidirectional mode is used unless otherwise stated.

60

EAR SIMULATOR

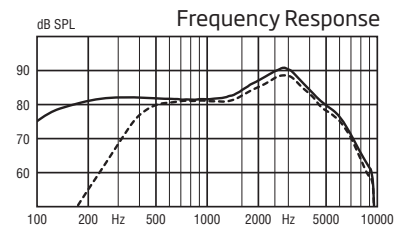
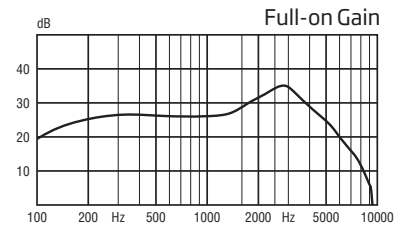
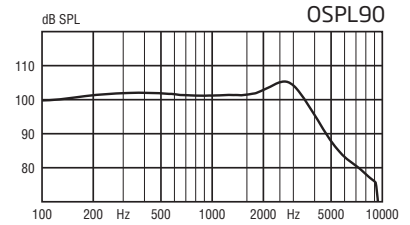
Measured according to IEC 60118-0 (1983) and 60711 (1981) and DIN 45605.



— Acoustic input: 60 dB SPL
- - - Magnetic input: 31.6 mA/m

2CC COUPLER

Measured according to ANSI S3.22 (2003) and S3.7 (1995), IEC 60118-7 (2005) and IEC 60318-5 (2006).



— Acoustic input: 60 dB SPL
- - - Magnetic input: 31.6 mA/m

OSPL90	Peak	115 dB SPL	105 dB SPL
	1600 Hz	110 dB SPL	101 dB SPL
	Average	108 dB SPL	103 dB SPL
Full-on gain	Peak	46 dB	35 dB
	1600 Hz	37 dB	29 dB
	Average	34 dB	30 dB
Reference test gain		30 dB	26 dB
Frequency range		100-9500 Hz	100-8300 Hz
Telecoil output (1600 Hz)	1 mA/m field	65 dB SPL	-
	10 mA/m field	85 dB SPL	-
	SPLITS L/R	-	82/82 dB SPL
Total harmonic distortion (Input 70 dB SPL)	500 Hz	<2 %	<2 %
	800 Hz	<2 %	<2 %
	1600 Hz	<2 %	<2 %
Equivalent input noise level (A)	Omni	21 dB SPL	16 dB SPL
	Dir	29 dB SPL	24 dB SPL
Battery consumption	Quiescent	1.1 mA	1.1 mA
	Typical	1.1 mA	1.1 mA

Battery life, calculated, hours*

130

Size 312 (IEC PR41)

IRIL (IEC 60118-13-2011)

800/1400/2000 MHz: 18/44/38 dB SPL

* Based on the standardised battery consumption measurement. The actual battery life depends on battery quality, use pattern, active feature set, hearing loss and sound environment

RITE 85 OTICON SENSEI PRO OTICON SENSEI



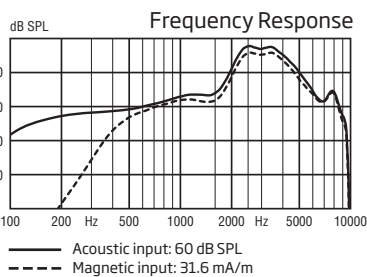
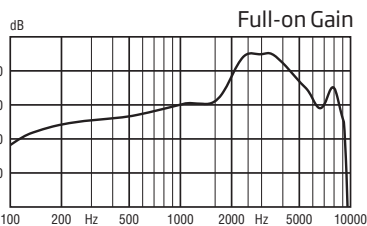
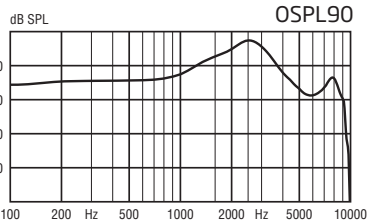
Scale 1:1

Technical information

Omnidirectional mode is used unless otherwise stated.

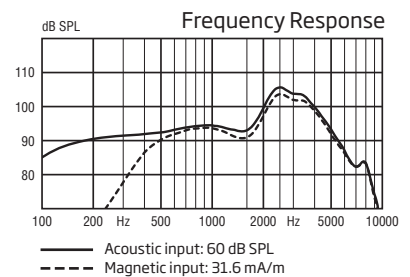
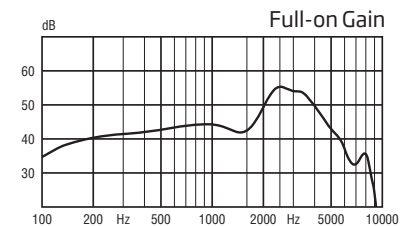
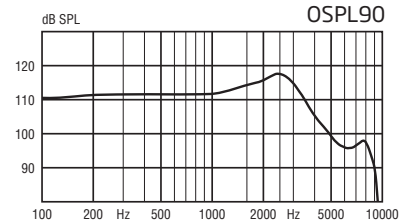
EAR SIMULATOR

Measured according to IEC 60118-0 (1983) and 60711 (1981) and DIN 45605.



2CC COUPLER

Measured according to ANSI S3.22 (2003) and S3.7 (1995), IEC 60118-7 (2005) and IEC 60318-5 (2006).



85

OSPL90	Peak	127 dB SPL	118 dB SPL
	1600 Hz	123 dB SPL	114 dB SPL
	Average	119 dB SPL	114 dB SPL
Full-on gain	Peak	65 dB	55 dB
	1600 Hz	51 dB	43 dB
	Average	52 dB	47 dB
Reference test gain		44 dB	38 dB
Frequency range		100-9500 Hz	100-8700 Hz
Telecoil output (1600 Hz)	1 mA/m field	79 dB SPL	-
	10 mA/m field	99 dB SPL	-
	SPLITS L/R	-	95/95 dB SPL
Total harmonic distortion (Input 70 dB SPL)	500 Hz	< 2 %	< 2 %
	800 Hz	2.4 %	< 2 %
	1600 Hz	< 2 %	< 2 %
Equivalent input noise level (A)	Omni	25 dB SPL	18 dB SPL
	Dir	33 dB SPL	25 dB SPL
Battery consumption	Quiescent	1.1 mA	1.1 mA
	Typical	1.2 mA	1.3 mA

Battery life, calculated, hours*

120

Size 312 (IEC PR41)

IRIL (IEC 60118-13-2011)

800/1400/2000 MHz: 21/43/38 dB SPL

* Based on the standardised battery consumption measurement. The actual battery life depends on battery quality, use pattern, active feature set, hearing loss and sound environment

RITE 100 OTICON SENSEI PRO OTICON SENSEI



Scale 1:1

Technical information

Omnidirectional mode is used unless otherwise stated.

Warning to the instrument dispenser

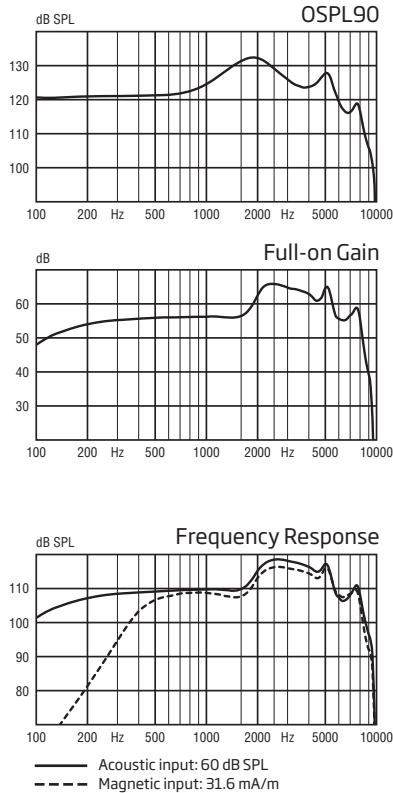
The maximum output capability of the hearing instrument may exceed 132 dB SPL (IEC 711). Special care should be exercised in selecting and fitting the instrument as there may be risk of impairing the remaining hearing of the hearing instrument user.

100

OSPL90	Peak	132 dB SPL	124 dB SPL
	1600 Hz	131 dB SPL	124 dB SPL
	Average	126 dB SPL	121 dB SPL
Full-on gain	Peak	66 dB	57 dB
	1600 Hz	56 dB	49 dB
	Average	58 dB	52 dB
Reference test gain		50 dB	44 dB
Frequency range		100-8700 Hz	100-8100 Hz
Telecoil output (1600 Hz)	1 mA/m field	85 dB SPL	-
	10 mA/m field	105 dB SPL	-
	SPLITS L/R	-	101/101 dB SPL
Total harmonic distortion	500 Hz	2.5 %	<2 %
(Input 70 dB SPL)	800 Hz	<2 %	<2 %
	1600 Hz	<2 %	<2 %
Equivalent input noise level (A)	Omni	22 dB SPL	16 dB SPL
	Dir	30 dB SPL	25 dB SPL
Battery consumption	Quiescent	1.1 mA	1.1 mA
	Typical	1.2 mA	1.4 mA

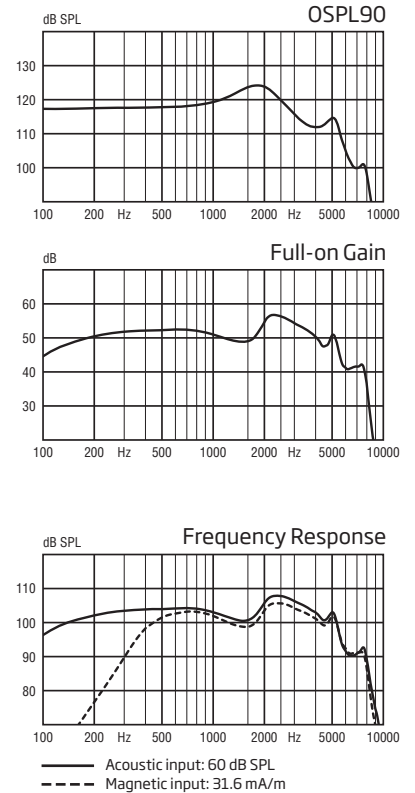
EAR SIMULATOR

Measured according to IEC 60118-0 (1983) and 60711 (1981) and DIN 45605.



2CC COUPLER

Measured according to ANSI S3.22 (2003) and S3.7 (1995), IEC 60118-7 (2005) and IEC 60318-5 (2006).



Battery life, calculated, hours*

120

Size 312 (IEC PR41)

IRIL (IEC 60118-13-2011)

800/1400/2000 MHz: 15/45/42 dB SPL

* Based on the standardised battery consumption measurement. The actual battery life depends on battery quality, use pattern, active feature set, hearing loss and sound environment

BTE312 75 OTICON SENSEI PRO OTICON SENSEI



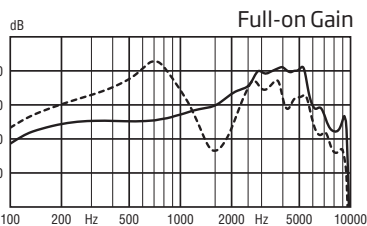
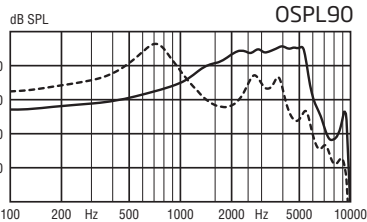
Scale 1:1

Technical information
Omnidirectional mode is used unless otherwise stated.

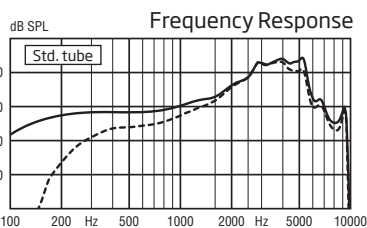
75

EAR SIMULATOR

Measured according to IEC 60118-0 (1983) and 60711 (1981) and DIN 45605.



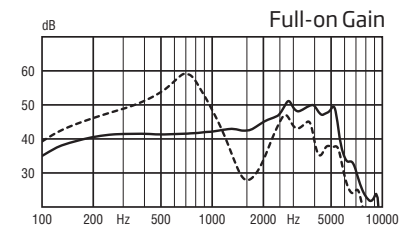
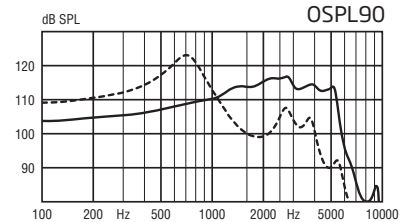
— Standard tube (hook, damped)
- - - Thin tube (size 1/0.9)



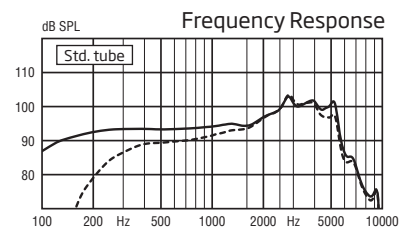
— Acoustic input: 60 dB SPL
- - - Magnetic input: 31.6 mA/m

2CC COUPLER

Measured according to ANSI S3.22 (2003) and S3.7 (1995), IEC 60118-7 (2005) and IEC 60318-5 (2006).



— Standard tube (hook, damped)
- - - Thin tube (size 1/0.9)



— Acoustic input: 60 dB SPL
- - - Magnetic input: 31.6 mA/m

OSPL90	Peak	126 (126*) dB SPL	117 (123*) dB SPL
	1600 Hz	121 (108*) dB SPL	114 (100*) dB SPL
	Average	116 (116*) dB SPL	113 (106*) dB SPL
Full-on gain	Peak	61 (63*) dB	51 (59*) dB
	1600 Hz	50 (36*) dB	43 (28*) dB
	Average	49 (52*) dB	44 (41*) dB
Reference test gain		43 dB	36 dB
Frequency range		100-9500 Hz	100-7700 Hz
Telecoil output (1600 Hz)	1 mA/m field	79 dB SPL	-
	10 mA/m field	99 dB SPL	-
	SPLITS L/R	-	94/94 dB SPL
Total harmonic distortion (Input 70 dB SPL)	500 Hz	<2%	<2%
	800 Hz	<2%	<2%
	1600 Hz	<2%	<2%
Equivalent input noise level (A)	Omni	23 dB SPL	18 dB SPL
	Dir	32 dB SPL	27 dB SPL
Battery consumption	Quiescent	1.1 mA	1.1 mA
	Typical	1.1 mA	1.1 mA

Battery life, calculated, hours**

130

Size 312 (IEC PR48)

IRIL (IEC 60118-13-2011)

800/1400/2000 MHz: 16/43/43 dB SPL

*) For instruments fitted with Corda miniFit

***) Based on the standardised battery consumption measurement. The actual battery life depends on battery quality, use pattern, active feature set, hearing loss and sound environment

BTE13 90 OTICON SENSEI PRO OTICON SENSEI



Scale 1:1

Technical information

Omnidirectional mode is used unless otherwise stated.

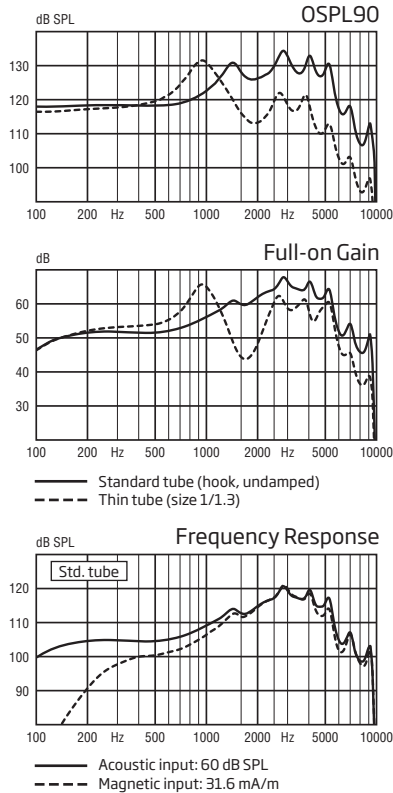
Warning to the instrument dispenser

The maximum output capability of the hearing instrument may exceed 132 dB SPL (IEC 711). Special care should be exercised in selecting and fitting the instrument as there may be risk of impairing the remaining hearing of the hearing instrument user.

90

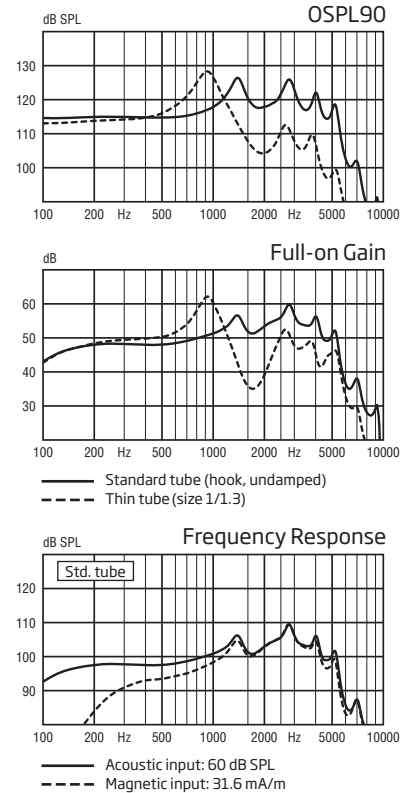
EAR SIMULATOR

Measured according to IEC 60118-0 (1983) and 60711 (1981) and DIN 45605.



2CC COUPLER

Measured according to ANSI S3.22 (2003) and S3.7 (1995), IEC 60118-7 (2005) and IEC 60318-5 (2006).



OSPL90	Peak	135 (132*) dB SPL	126 (128*) dB SPL
	1600 Hz	128 (116*) dB SPL	120 (108*) dB SPL
	Average	122 (121*) dB SPL	120 (115*) dB SPL
Full-on gain	Peak	68 (66*) dB	60 (62*) dB
	1600 Hz	60 (44*) dB	52 (36*) dB
	Average	57 (56*) dB	53 (49*) dB
Reference test gain		53 dB	43 dB
Frequency range		100-9500 Hz	100-7400 Hz
Telecoil output (1600 Hz)	1 mA/m field	89 dB SPL	-
	10 mA/m field	109 dB SPL	-
	SPLITS L/R	-	100/100 dB SPL
Total harmonic distortion (Input 70 dB SPL)	500 Hz	<2%	<2%
	800 Hz	<2%	<2%
	1600 Hz	<2%	<2%
Equivalent input noise level (A)	Omni	19 dB SPL	16 dB SPL
	Dir	29 dB SPL	26 dB SPL
Battery consumption	Quiescent	1.1 mA	1.1 mA
	Typical	1.1 mA	1.2 mA

Battery life, calculated, hours**

240

Size 13 (IEC PR48)

IRIL (IEC 60118-13-2011)

800/1400/2000 MHz: 18/40/42 dB SPL

*) For instruments fitted with Corda miniFit Power

***) Based on the standardised battery consumption measurement. The actual battery life depends on battery quality, use pattern, active feature set, hearing loss and sound environment

People First

People First is our promise to empower people to communicate freely, interact naturally and participate actively

child
friendly
hearing
care

It takes a truly dedicated approach to help children with hearing problems achieve their full potential. That's why we deliver the solutions and services that professionals and caregivers need to provide children the opportunities they deserve. This is what child-friendly hearing care is all about.

